

SE Labs



INTELLIGENCE-BASED TESTING



www.SELabs.uk



info@SELabs.uk



[@SELabsUK](https://twitter.com/SELabsUK)



www.facebook.com/selabsuk



blog.selabs.uk

SMALL BUSINESS ENDPOINT PROTECTION

JULY - SEPT 2016

```
mirror_mod.use_x = False  
mirror_mod.use_y = True  
mirror_mod.use_z = False  
elif_operation == "MIRROR_Z":  
    mirror_mod.use_x = False  
    mirror_mod.use_y = False  
    mirror_mod.use_z = True
```

```
selection at the end -add back the  
mirror_ob.select= 1  
modifier_ob.select=1  
bpy.context.scene.objects.active = modifier_ob  
print("Selected" + str(modifier_ob)) #
```



SE Labs tested a range of anti-malware (aka ‘anti-virus’; aka ‘endpoint security’) products from a range of well-known vendors in an effort to judge which were the most effective.

Each product was exposed to the same threats, which were a mixture of targeted attacks using well-established techniques and public web-based threats that were found to be live on the internet at the time of the test.

The results indicate how effectively the products were at detecting and/or protecting against those threats in real time.



CONTENTS

Introduction	04
Executive Summary	05
1. Total Accuracy Ratings	06
2. Protection Ratings	08
3. Protection Scores	10
4. Protection Details	11
5. Legitimate Software Ratings	12
6. Conclusions	16
Appendix A: Terms used	17
Appendix B: FAQs	18
Appendix C: Product versions	19
Appendix D: Attack types	19

Document version 1.1. Revised 10th November 2016.
Kaspersky product’s protection score increased by one.
Document version 1.0. Written 1st October 2016



SIMON EDWARDS
Director

WEBSITE www.SELabs.uk
TWITTER @SELabsUK
EMAIL info@SELabs.uk
FACEBOOK www.facebook.com/selabsuk
BLOG blog.selabs.uk
PHONE 0203 875 5000
POST ONE Croydon, London, CRO OXT

TESTING TEAM

Thomas Bean
Dimitar Dobrev
Stefan Dumitrascu
Gia Gorbold
Magdalena Jurenko
Jon Thompson
Jake Warren
Stephen Withey

IT SUPPORT

Danny King-Smith
Chris Short

PUBLICATION

Steve Haines
Colin Mackleworth

SE Labs Ltd is a member of the Anti-Malware Testing Standards Organization (AMTSO)

INTRODUCTION

Testing security software is a challenging task and it's tempting to take clever shortcuts. However, while doing so might save the tester time and other resources, it doesn't always produce useful results. And if the results aren't accurate then the test becomes less valuable to you when you're choosing which product to use.

We are big supporters of the idea of full product testing. This means installing the security product the way it was intended to be used, on systems commonly used in the real world and ensuring that every component of that product has a chance to defend the system.

In practice this means that we installed the anti-malware products tested in this report on regular PCs that are connected to a simple network that has unfiltered internet access. We visit malicious websites directly, where possible, and use a special replay system when the bad guys start to interfere with our activities.

Since the beginning of this year we started including targeted attacks in our testing. These types of attacks try to compromise the target using infected documents and browser exploits. Once an exploit has succeeded we then continue 'hacking' the target. This step is crucial because in many cases it is these post-exploitation hacking activities that can trigger an alert.

Full product testing doesn't just mean turning on (or leaving enabled) all of a product's features. It also means running a full attack as realistically as possible. Testers should not make assumptions about how a product works. You need to act like a real bad guy to understand how these products protect the system.

SE Labs uses current threat intelligence to make our tests as realistic as possible. To learn more about how we test, how we define 'threat intelligence' and how we use it to improve our tests please visit our website and follow us on Twitter.

EXECUTIVE SUMMARY

Product names

It is good practice to stay up to date with the latest version of your chosen endpoint security product. We made best efforts to ensure that each product tested was the very latest version running with the most recent updates to give the best possible outcome.

For specific build numbers, see Appendix C: Product versions on page 19.

Products tested

PRODUCT	PROTECTION ACCURACY RATING	LEGITIMATE ACCURACY RATING	TOTAL ACCURACY RATING
Symantec Endpoint Security Small Business Edition	96%	100%	99%
Kaspersky Small Office Security	93%	100%	98%
Sophos Endpoint Protection	96%	97%	97%
McAfee Endpoint Security	58%	99%	84%
Microsoft System Center Endpoint Protection	36%	100%	77%
Trend Micro Worry Free Security Services	40%	94%	75%

Products highlighted in green were the most accurate, scoring 85 per cent or more for Total Accuracy. Those in yellow scored less than 85 but 75 or more. Products shown in red scored less than 75 per cent. For exact percentages see 1. Total Accuracy Ratings on page 6.

- **The endpoints were generally effective at handling general threats from cyber criminals...**

Most products were capable of handling public web-based threats such as those used by criminals to attack Windows PCs and install ransomware automatically, without having to trick a user into clicking an install button.

- **.. but targeted attacks posed more of a challenge**

While half of the products were also competent at blocking more targeted, exploit-based attacks others were very much less effective. One product, from Trend Micro, failed to stop targeted attacks over 70 per cent of the time.

- **False positives were not an issue for most products**

Most of the endpoint solutions were good at correctly classifying legitimate applications and websites. Trend Micro's was the most aggressive but three of the six products made no mistakes at all.

- **Which products were the most effective?**

Symantec, Kaspersky Lab and Sophos products achieved the best results due to a combination of their ability to block malicious URLs, handle exploits and correctly classify legitimate applications and websites.

Simon Edwards, SE Labs, 1st October 2016

1. TOTAL ACCURACY RATINGS

Judging the effectiveness of an endpoint security product is a subtle art, and many factors are at play when assessing how well it performs. To make things easier we've combined all the different results from this report into one easy-to-understand graph.

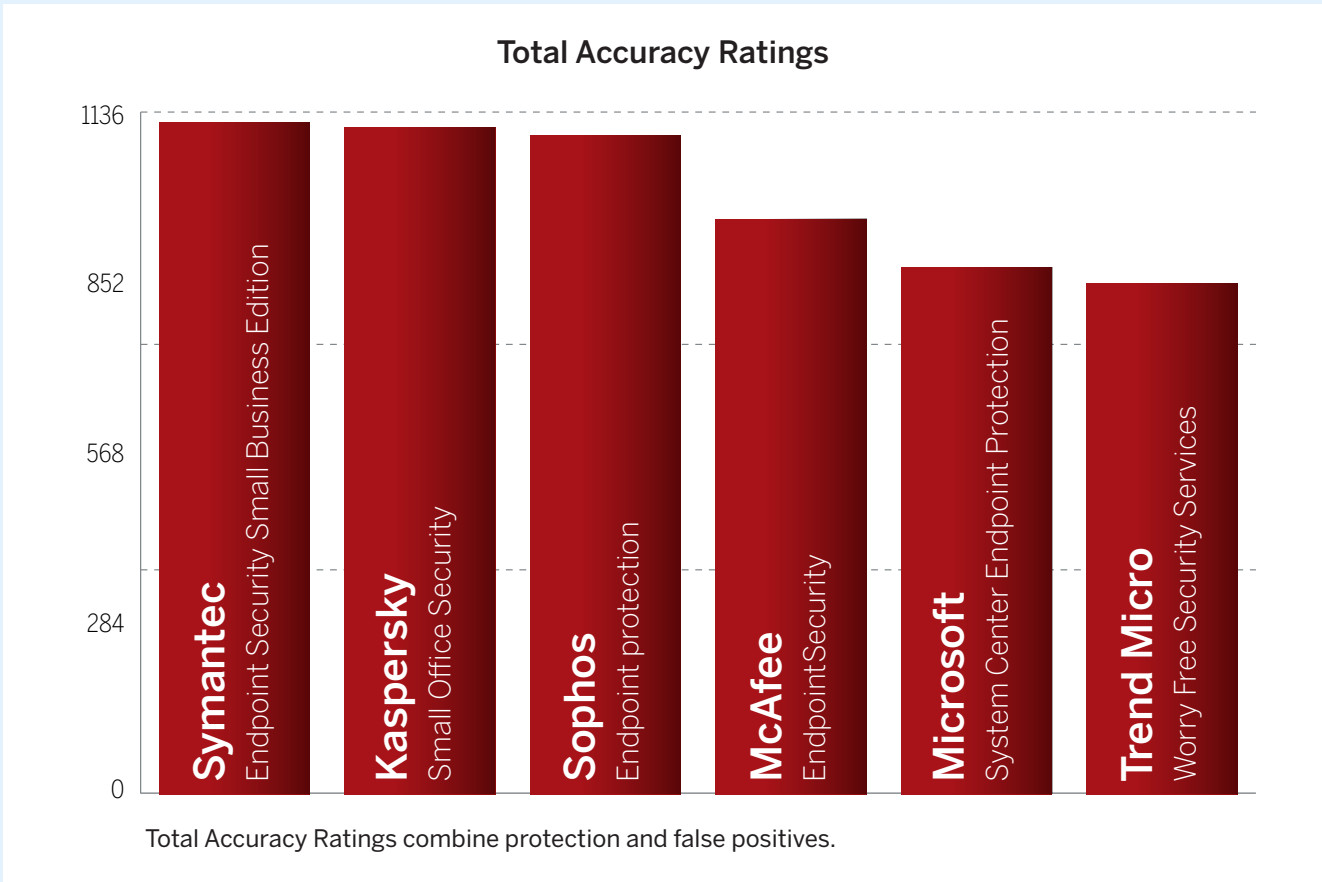
The graph below takes into account not only each product's ability to detect and protect against threats, but also its handling of non-malicious objects such as web addresses (URLs) and applications.

Not all protections, or detections for that matter, are equal. A product might completely block a URL, which prevents the threat completely before it can even start its intended series of malicious events. Alternatively, the product might allow a web-based exploit to execute but

prevent it from downloading any further code to the target. In another case malware might run on the target for a short while before its behaviour is detected and its code is deleted or moved to a safe 'quarantine' area for future analysis. We take these outcomes into account when attributing points that form final ratings.

For example, a product that completely blocks a threat is rated more highly than one which allows a threat to run for a while before eventually evicting it. Products that allow all malware infections, or that block popular legitimate applications, are penalised heavily.

Categorising how a product handles legitimate objects is complex, and you can find out how we do it in 5. Legitimate Software Ratings on page 12.




Awards


The following products win SE Labs awards:



- Symantec Endpoint Security Small Business Edition
- Kaspersky Small Office Security
- Sophos Endpoint Protection



- McAfee Endpoint Security



- Microsoft System Center Endpoint Protection
- Trend Micro Worry Free Security Services

TOTAL ACCURACY RATINGS			
Product	Total Accuracy Rating	Total Accuracy (%)	Award
Symantec Endpoint Security Small Business Edition	1121	99%	AAA
Kaspersky Small Office Security	1109	98%	AAA
Sophos Endpoint Protection	1098	97%	AAA
McAfee Endpoint Security	958.5	84%	B
Microsoft System Center Endpoint Protection	878	77%	C
Trend Micro Worry Free Security Services	852	75%	C

2. PROTECTION RATINGS

The results below indicate how effectively the products dealt with threats. Points are earned for detecting the threat and for either blocking or neutralising it.

- **Detected (+1)**
If the product detected the threat with any degree of useful information, we award it one point.
- **Blocked (+2)**
Threats that are disallowed from even starting their malicious activities are blocked. Blocking products score two points.

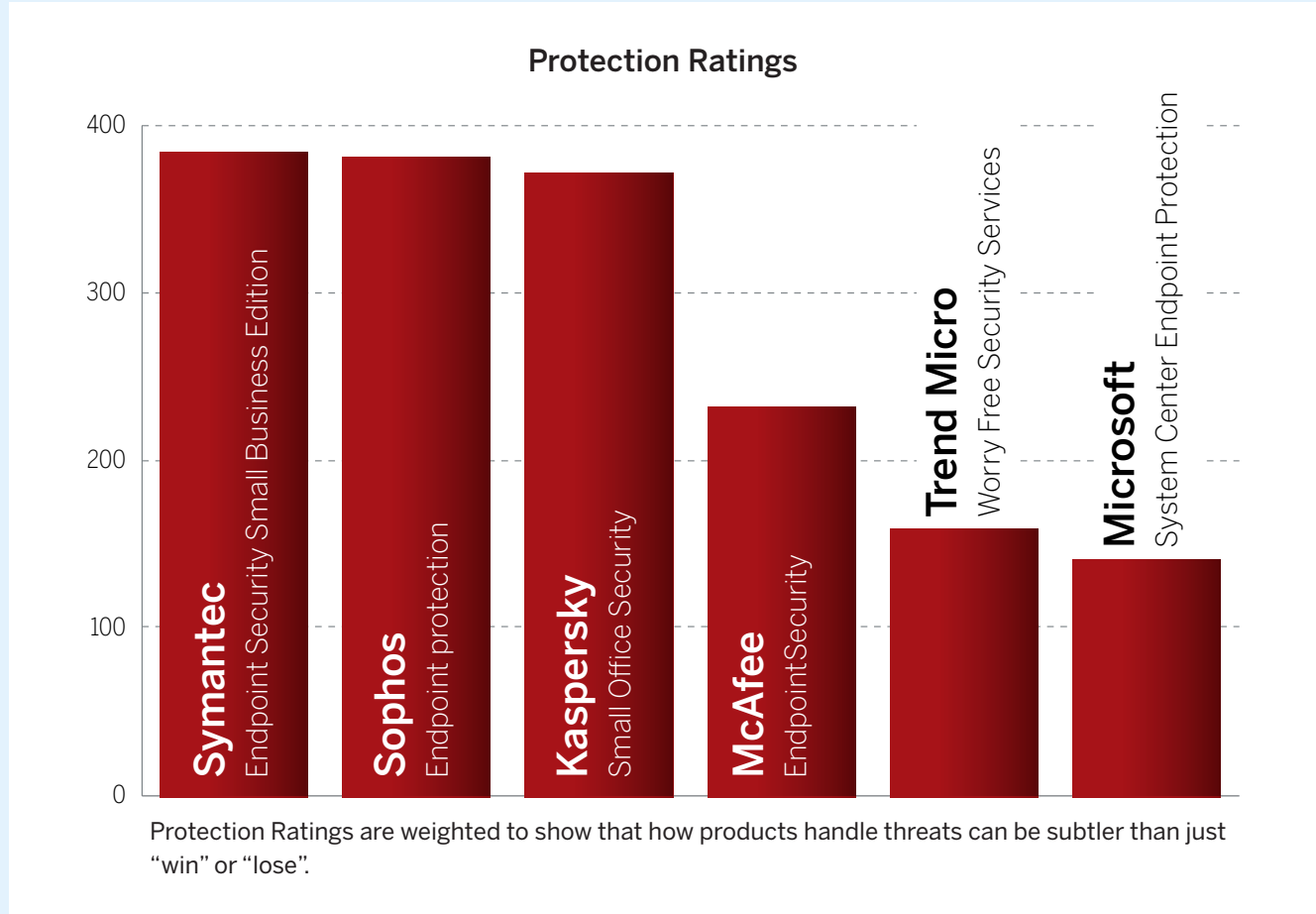
- **Neutralised (+1)**
Products that kill all running malicious processes 'neutralise' the threat and win one point.
- **Complete remediation (+1)**
If, in addition to neutralising a threat, the product removes all significant traces of the attack, it gains an additional one point.
- **Compromised (-5)**
If the threat compromised the system, the product loses five points. This loss may be reduced to four points if it manages to detect the threat (see Detected, above), as this at least alerts the user, who may now take steps to secure the system.

Rating calculations
We calculate the protection ratings using the following formula:

Protection rating =
(1x number of Detected) +
(2x number of Blocked) +
(1x number of Neutralised) +
(1x number of Complete remediation) +
(-5x number of Compromised)

The 'Complete remediation' number relates to cases of neutralisation in which all significant traces of the attack were removed from the target. Such traces should not exist if the threat was 'Blocked' and so Blocked results imply Complete remediation.

These ratings are simple and based on our opinion of how important these different outcomes are. You may have a different view on how seriously you treat a 'Compromise' or 'Neutralisation without complete remediation'. If you want to create your own rating system, you can use the raw data from 4. Protection Details on page 11 to roll your own set of personalised ratings.



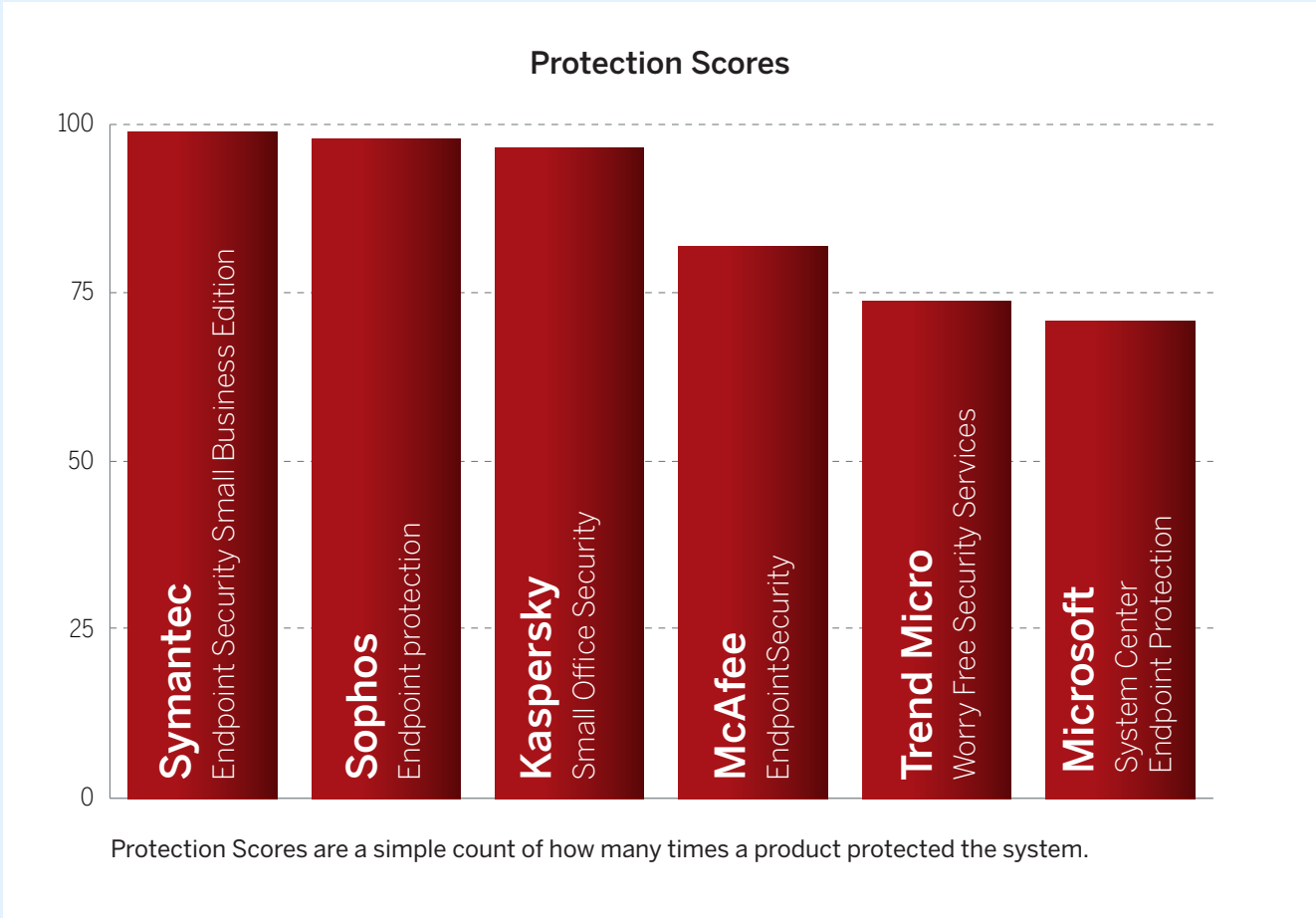
PROTECTION RATINGS		
Product	Protection Rating	Protection Rating (%)
Symantec Endpoint Security Small Business Edition	385	96%
Sophos Endpoint Protection	382	96%
Kaspersky Small Office Security	373	93%
McAfee Endpoint Security	233	58%
Trend Micro Worry Free Security Services	160	40%
Microsoft System Center Endpoint Protection	142	36%

Average: 70%

3. PROTECTION SCORES

This graph shows the overall level of protection, making no distinction between neutralised and blocked incidents.

For each product we add Blocked and Neutralised cases together to make one simple tally.



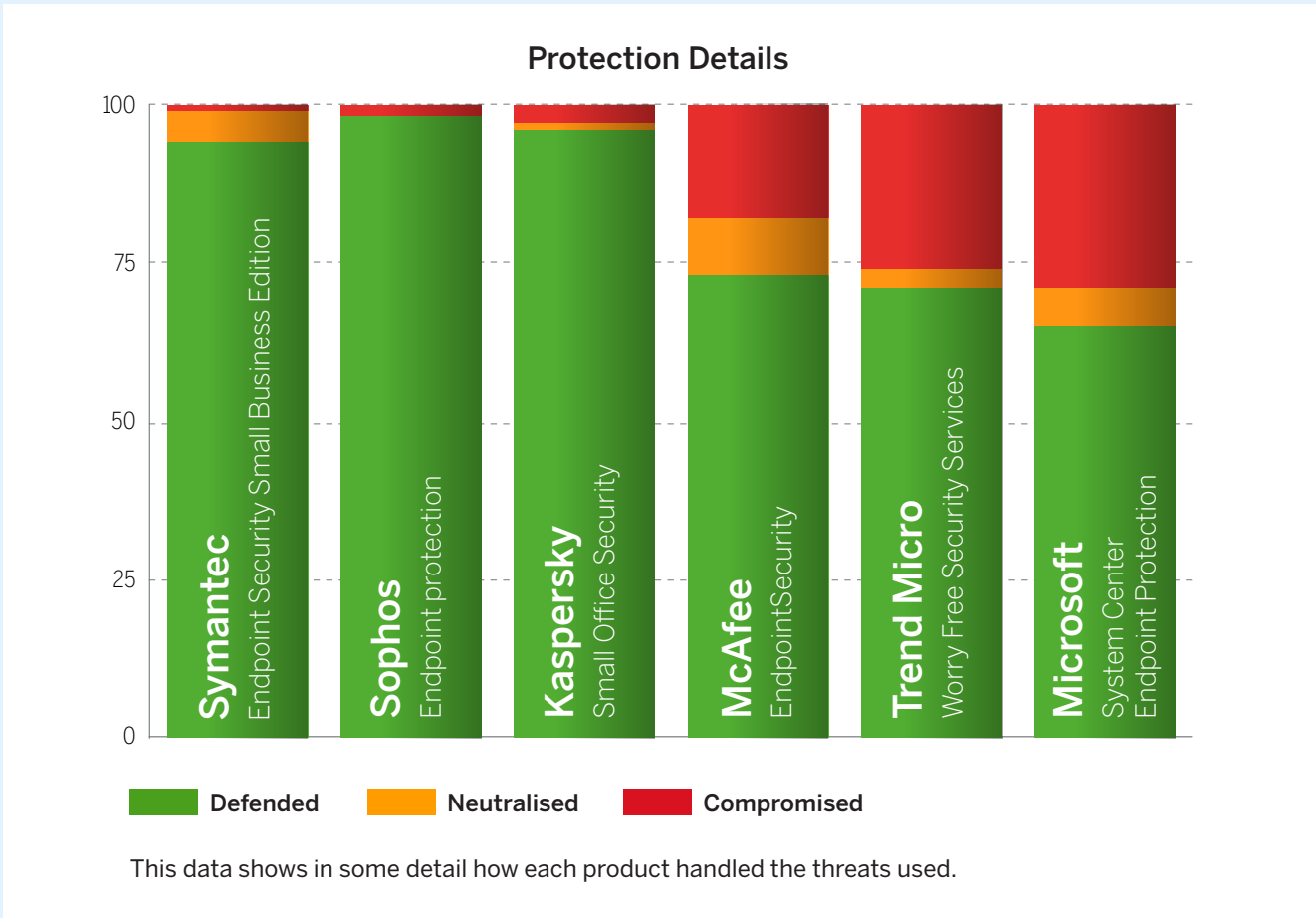
PROTECTION SCORES	
Product	Protection Score
Symantec Endpoint Security Small Business Edition	99
Sophos Endpoint Protection	98
Kaspersky Small Office Security	96
McAfee Endpoint Security	82
Trend Micro Worry Free Security Services	74
Microsoft System Center Endpoint Protection	71

4. PROTECTION DETAILS

These results break down how each product handled threats into some detail. You can see how many detected a threat and the levels of protection provided.

Products can also provide protection even if they don't detect certain threats. Some threats abort on detecting specific endpoint protection software.

Products sometimes detect more threats than they



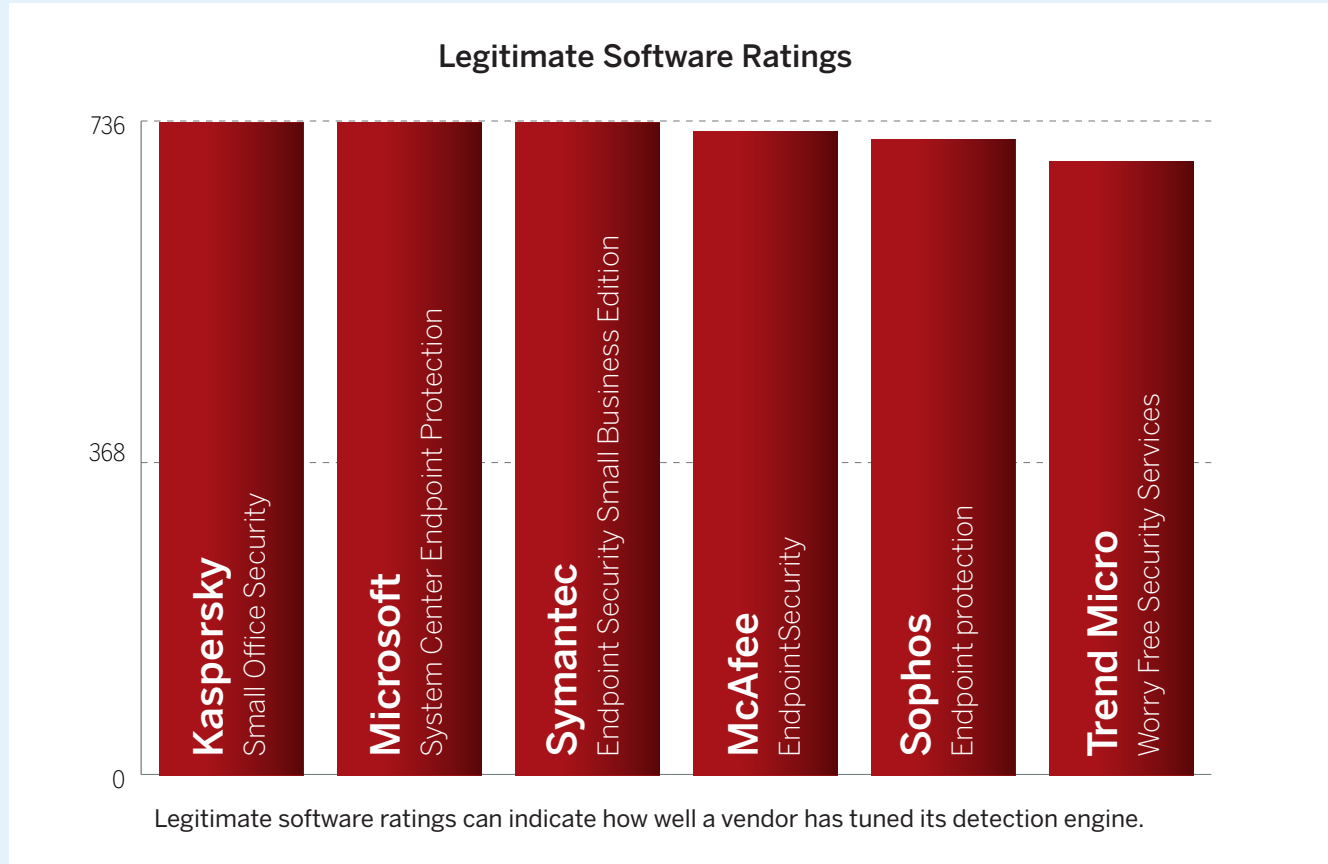
PROTECTION DETAILS					
Product	Detected	Blocked	Neutralised	Compromised	Protected
Symantec Endpoint Security Small Business Edition	100	94	5	1	99
Sophos Endpoint Protection	98	98	0	2	98
Kaspersky Small Office Security	98	96	1	3	97
McAfee Endpoint Security	86	73	9	18	82
Trend Micro Worry Free Security Services	72	71	3	26	74
Microsoft System Center Endpoint Protection	83	65	6	29	71

5. LEGITIMATE SOFTWARE RATINGS

These ratings indicate how accurately the products classify legitimate applications and URLs, while also taking into account the interactions that each product has with the user. Ideally a product will either not classify a legitimate object or will classify it as safe. In neither case should it bother the user.

We also take into account the prevalence (popularity) of the applications and websites used in this part of the test, applying stricter penalties for when products misclassify very popular software and sites.

To understand how we calculate these ratings, see 5.3 Accuracy ratings on page 15.



LEGITIMATE SOFTWARE RATINGS		
Product	Legitimate Accuracy Rating	Legitimate Accuracy (%)
Kaspersky Small Office Security	736	100%
Microsoft System Center Endpoint Protection	736	100%
Symantec Endpoint Security Small Business Edition	736	100%
McAfee Endpoint Security	725.5	99%
Sophos Endpoint Protection	716	97%
Trend Micro Worry Free Security Services	692	94%

5.1 Interaction ratings

It's crucial that anti-malware endpoint products not only stop, or at least detect, threats but that they allow legitimate applications to install and run without misclassifying them as malware. Such an error is known as a 'false positive' (FP).

In reality, genuine false positives with applications are quite rare in testing. In our experience it is unusual for a completely legitimate application to be classified as being "malware". More often it will be classified as "unknown", "suspicious" or "unwanted" (or terms that mean much the same thing).

We use a subtle system of rating an endpoint's approach to legitimate objects which takes into account how it

classifies the application and how it presents that information to the user. Sometimes the endpoint software will pass the buck and demand that the user decides whether or not the application is safe. In such cases the product may make a recommendation to allow or block, but leave the ultimate decision to the user. In other cases, the product will make no recommendation, which is possibly even less helpful.

If a product allows an application to install and run with no user interaction, or with simply a brief notification that the application is likely to be safe, it has achieved an optimum result. Anything else is a Non-Optimal Classification/Action (NOCA). We think that measuring NOCAs is more useful than counting the rarer FPs.

Interaction					
	None (allowed)	Click to allow (default allow)	Click to allow/block (no recommendation)	Click to block (default block)	None (blocked)
Object is safe	2	1.5	1		
Object is unknown	2	1	0.5	0	-0.5
Object is not classified	2	0.5	0	-0.5	-1
Object is suspicious	0.5	0	-0.5	-1	-1.5
Object is unwanted	0	-0.5	-1	-1.5	-2
Object is malicious				-2	-2
	1	2	3	4	5

Products that do not bother users and classify most applications correctly earn more points than those that ask questions and condemn legitimate applications.

INTERACTION RATINGS		
Product	None (allowed)	None (blocked)
Kaspersky Small Office Security	100	
Microsoft System Center Endpoint Protection	100	
Symantec Endpoint Security Small Business Edition	100	
Sophos Endpoint Protection	99	1
McAfee Endpoint Security	99	1
Trend Micro Worry Free Security Services	97	3

5.2 Prevalence ratings

There is a significant difference between an endpoint product blocking a popular application like the latest version of Microsoft Word and condemning a rare Iranian dating toolbar for Internet Explorer 6. One is very popular all over the world and its detection as malware (or something less serious but still suspicious) is a big deal. Conversely, the outdated toolbar won't have had a comparably large user base even when it was new. Detecting this application as malware may be wrong, but it is less impactful in the overall scheme of things.

With this in mind, we collected applications of varying popularity and sorted them into five separate categories, as follows:

- 1. Very high impact
- 2. High impact
- 3. Medium impact
- 4. Low impact
- 5. Very low impact

Incorrectly handling any legitimate application will invoke penalties, but classifying Microsoft Word as being malware and blocking it without any way for the user to override this will bring far greater penalties than doing the same for an ancient niche toolbar. In order to calculate these relative penalties, we assigned each impact category with a rating modifier, as shown in the table below.

LEGITIMATE SOFTWARE PREVALENCE RATING MODIFIERS	
Impact category	Rating modifier
Very high impact	5
High impact	4
Medium impact	3
Low impact	2
Very low impact	1

Applications were downloaded and installed during the test, but third-party download sites were avoided and original developers' URLs were used where possible. Download sites will sometimes bundle additional components into applications' install files, which may correctly cause anti-malware products to flag adware. We remove adware from the test set because it is often unclear how desirable this type of code is.

The prevalence for each application and URL is estimated using metrics such as third-party download sites and the date from Alexa.com's global traffic ranking system.

5.3 Accuracy ratings

We calculate legitimate software accuracy ratings by multiplying together the interaction and prevalence ratings for each download and installation:

Accuracy rating = Interaction rating x Prevalence rating

If a product allowed one legitimate, Medium impact application to install with zero interaction with the user then its Accuracy rating would be calculated like this:

Accuracy rating = 2 x 3 = 6

This same calculation is made for each legitimate application/site in the test and the results are summed and used to populate the graph and table shown under 5. Legitimate Software Ratings on page 12.

5.4 Distribution of impact categories

Endpoint products that were most accurate in handling legitimate objects achieved the highest ratings. If all objects were of the highest prevalence, the maximum possible rating would be 1,000 (100 incidents x (2 interaction rating x 5 prevalence rating)).

In this test there was a range of applications with different levels of prevalence. The table below shows the frequency:

LEGITIMATE SOFTWARE CATEGORY FREQUENCY	
Prevalence Rating	Frequency
Very high impact	32
High impact	33
Medium impact	15
Low impact	11
Very low impact	9
Grand total	100



6. CONCLUSIONS

Attacks in this test included infected websites available to the general public, including sites that automatically attack visitors and attempt to infect them without any social engineering or other interaction. Some sites relied on users being fooled into installing the malware. We also included targeted attacks, which were exploit-based attempts to gain remote control of the target systems.

When a product failed to protect its user in this test, the chances are the attack used an exploit. Most products handled web downloads quite effectively. Targeted attacks caused the most problems but one product (**Microsoft's**) struggled with the latest exploit kits out on the web.

Symantec Endpoint Security Small Business Edition was entirely effective when handling legitimate objects and was compromised just once. It prevented all of the targeted attacks from infecting the system and blocked all of the web-based drive-by attacks, some of which were powered by criminals using exploit kits.

Kaspersky Small Office Security was able to fend off the exploit-based targeted attacks fully, while also blocking the majority of public web attacks. It handled legitimate applications and websites without error. It was particularly effective at stopping threats by blocking within the web browser, thus preventing the threat from starting its attack.

Sophos Endpoint Protection pushed away all but two of the public web-based threats entirely and blocked all of our targeted attacks. It allowed 97 per cent of legitimate software to download and install correctly.

Microsoft System Center Endpoint Protection was below average when handling targeted attacks, failing to prevent nine compromises. However, it was weaker when handling public web threats, failing to save its user from 20 attacks. Its fully accurate assessment of the legitimate applications and websites allows it to achieve a rating.

Trend Micro Worry Free Security Services was the worst by far when tackling the targeted attacks. We were able to compromise the target with 18 exploit-based attacks. However, it did well when faced with public web-based threats, missing only eight. It was not perfect when legitimate applications were installed, blocking three without giving the user a chance to permit the installation.

The products from **Kaspersky Lab**, **Sophos** and **Symantec** win AAA awards for their strong overall performance. **McAfee's** wins an B award, while **Microsoft** and **Trend Micro** achieved C awards for their products.

APPENDICES

APPENDIX A: TERMS USED

TERM	MEANING
Compromised	The attack succeeded, resulting in malware running unhindered on the target. In the case of a targeted attack, the attacker was able to take remote control of the system and carry out a variety of tasks without hindrance.
Blocked	The attack was prevented from making any changes to the target.
False positive	When a security product misclassifies a legitimate application or website as being malicious, it generates a 'false positive'.
Neutralised	The exploit or malware payload ran on the target but was subsequently removed.
Complete remediation	If a security product removes all significant traces of an attack it has achieved complete remediation.
Target	The test system that is protected by a security product.
Threat	A program or sequence of interactions with the target that is designed to take some level of unauthorised control of that target.
Update	Security vendors provide information to their products in an effort to keep abreast of the latest threats. These updates may be downloaded in bulk as one or more files, or requested individually and live over the internet.

APPENDIX B: FAQs

- A **full methodology** for this test is available from our website.
- The products chosen for this test were selected by SE Labs.
 - The test was not sponsored. This means that no security vendor has control over the report's content or its publication.
 - The test was conducted between the 4th July 2016 and the 13th September.
 - All products had full internet access and were confirmed to have access to any required or recommended back-end systems. This was confirmed, where possible, using the Anti-Malware Testing Standards Organization (AMTSO) **Cloud Lookup Features Setting Check**.
 - Malicious URLs and legitimate applications and URLs were independently located and verified by SE Labs.
 - Targeted attacks were selected and verified by SE Labs. They were created and managed by Metasploit Framework Edition using default settings. The choice of exploits was advised by public information about ongoing attacks. One notable source was the **2016 Data Breach Investigations Report** from verizon
 - Malicious and legitimate data was provided to partner organisations once the full test was complete.
 - SE Labs conducted this endpoint security testing on physical PCs, not virtual machines.

- Q I am a security vendor. How can I include my product in your test?**
- A** Please contact us at info@SELabs.uk. We will be happy to arrange a phone call to discuss our methodology and the suitability of your product for inclusion.
- Q I am a security vendor. Does it cost money to have my product tested?**
- A** We do not charge directly for testing products in public tests. We do charge for private tests.
- Q What is a partner organisation? Can I become one to gain access to the threat data used in your tests?**
- A** Partner organisations support our tests by paying for access to test data after each test has completed but before publication. Partners can dispute results and use our award logos for marketing purposes. We do not share data on one partner with other partners. We do not currently partner with organisations that do not engage in our testing.
- Q So you don't share threat data with test participants before the test starts?**
- A** No, this would bias the test and make the results unfair and unrealistic.
- Q I am a security vendor and you tested my product without permission. May I access the threat data to verify that your results are accurate?**
- A** We are willing to share small subsets of data with non-partner participants at our discretion. A small administration fee is applicable.

APPENDIX C: PRODUCT VERSIONS

A product's update mechanism may upgrade the software to a new version automatically so the version used at the start of the test may be different to that used at the end.

PRODUCT VERSIONS		
Vendor	Product	Build
Kaspersky	Small Office Security	15.0.2.361 (f)
Microsoft	System Center Endpoint Protection	4.7.214.0 (Antimalware Client Version)
McAfee	Endpoint Security	SC Build: 14.0.9043 AV&AS build: 18.0.9019
Sophos	Endpoint Protection	10.6.3.537
Symantec	Endpoint Security Small Business Edition	Cloud Agent (3.00.00.2701) Endpoint Protection (NIS-22.6.4.5)
Trend Micro	Worry Free Security Services	5.9.1103/19.1.2856

APPENDIX D: ATTACK TYPES

The table below shows how each product protected against the different types of attacks used in the test.

ATTACK TYPES				
Product	Targeted attack	Web Download	Web Drive by	Protected (total)
Symantec Endpoint Security Small Business Edition	25	64	10	99
Sophos Endpoint Protection	25	63	10	98
Kaspersky Small Office Security	25	62	10	97
McAfee Endpoint Security	13	60	9	82
Trend Micro Worry Free Security Services	7	57	10	74
Microsoft System Center Endpoint Protection	16	50	5	71